

Iron, Manganese, Barium, Strontium and Radium Removal With Shallow Shell™ Technology Resin



Shallow Shell Technology resin beads can be more completely regenerated, making them ideal for reducing metal fouling and leakage during service.



Puro-lite®
An Ecolab Company



About Purolite

Purolite is a leading manufacturer of ion exchange, catalyst, adsorbent and specialty resins. With global headquarters in the United States of America, Purolite focuses 100% of its resources on the development and production of resin technology.

Responding to our customers' needs, Purolite has a wide variety of products and the industry's largest technical sales force. Globally, we have strategically located research and development centers and application laboratories. Our ISO 9001 certified manufacturing facilities in the USA, United Kingdom, Romania and China combined with more than 40 sales offices in 30 countries ensure complete worldwide coverage.

Purolite has been part of Ecolab since 2021. A trusted partner at nearly three million commercial customer locations, Ecolab (ECL) is the global leader in water, hygiene and infection prevention solutions and services. Ecolab delivers comprehensive solutions, data-driven insights and personalized service to advance food safety, maintain clean and safe environments, optimize water and energy use, and improve operational efficiencies and sustainability for customers in the food, healthcare, hospitality and industrial markets in more than 170 countries around the world.



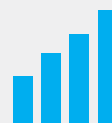
PREMIER PRODUCTS

The quality and consistency of our products is fundamental to our performance. Throughout all Purolite plants, production is carefully controlled to ensure that our products meet the most stringent criteria, regardless of where they are produced.



RELIABLE SERVICE

We are technical experts and problem solvers. Reliable and well trained, we understand the urgency required to keep businesses operating smoothly. Purolite employs the largest technical sales team in the industry.



INNOVATIVE SOLUTIONS

Our continued investment in research and development means we are always perfecting and discovering innovative uses for ion exchange resins and adsorbents. We strive to make the impossible possible.

Iron, Manganese, Barium, Strontium and Radium Removal With Shallow Shell Technology Resin

Shallow Shell Technology (SST) Resins provide unique advantages when removing bulky slower-diffusing cations from water such as iron, manganese, barium, strontium and radium versus standard resins. The cores of standard resin beads eventually become irreversibly fouled with such metals, leading to higher leakage and poorer water quality during service. SST resin beads are manufactured with an activated outer shell area and an inert central core that eliminates fouling of the core of the beads. The shorter diffusion path of the shell area results in more efficient removal of especially slower-diffusing cations, resulting in higher regeneration efficiency, better water quality, and longer resin life.

Contents

| | |
|--|---|
| Inefficient Regeneration of Standard Resin | 3 |
| Removal of Other Bulky Cations | 8 |
| Acknowledgment | 8 |

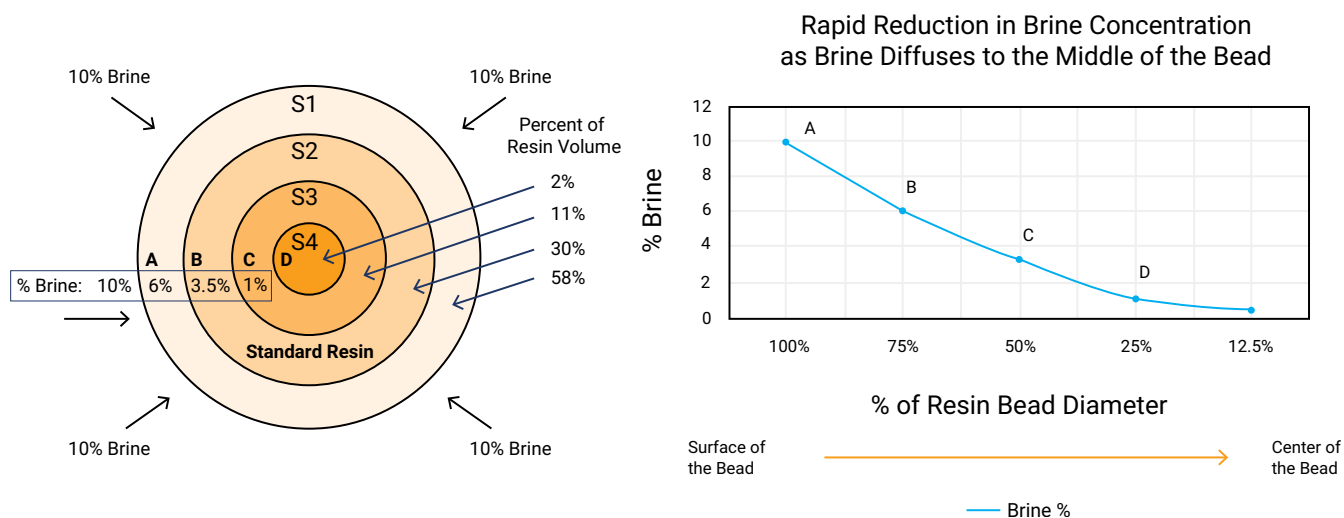
Inefficient Regeneration of Standard Resin

Brine regenerated strong acid cation exchange resin has been a popular method of softening water, including removing bulky cations such as iron, manganese, barium, strontium and radium. Decades of experience show that such bulky cations present a two-fold challenge to the life of the resin and the quality of the water produced. Bulky high molecular weight cations diffuse relatively slowly through the resin beads during the service uptake and brine elution step. The short duration of the brining step (e.g., 30 to 60 minutes) compared to the service phase (e.g., hours to days) results in insufficient time for the slower diffusing cations to be completely removed from the center of the resin beads. The problem is accentuated with larger beads, such as the 800 to 1200-micron beads that form part of the standard range of 300 to 1200-micron beads supplied as standard (or Gaussian type) resin.

Incomplete regeneration of the center of standard beads is easy to visualize from the example shown in Figure 1. The extreme case of all sites being fully saturated with metal cations is considered using modeling software developed by Purolite. A 10% sodium chloride brine concentration is assumed to be applied to the surface of the bead. The brine first reacts with metals loaded on the bead's surface and continues to diffuse inward toward the center of the bead. Metal cations are released from the ion exchange sites while sodium ions are picked up as the brine moves through the outer segments of the bead (e.g., segments S1, S2, etc.). The graph in Figure 1 shows that the residual brine concentration quickly drops from 10% (Point A) to about 6% (Point B) as it diffuses through the outer segment S1; then it decreases to about 3.5% as it diffuses through segment S2. It then falls to less than 2% as it moves from segment 2 to segment 3 (Points C to D) and continues to decrease as it moves toward the center of the bead. It indicates that merely utilizing one bed volume of brine when all sites are fully loaded with metal cations is likely not enough to elute all cations. A higher brine dosage is likely better if adequate control over leakage is to be maintained during subsequent service cycles. This extreme case is not usually encountered in actual practice since most ion exchange plants are designed and operated to utilize less than 70% of the available ion exchange sites on the resin. This in itself helps to limit fouling. But it serves to show that with time incomplete regeneration will likely lead to a gradual buildup of such foulants at the center of the beads, leading to reduced operating capacity and higher leakage.

FIGURE 1

Rapid Reduction in Brine



The fouling problem is compounded when metals such as iron and manganese are trapped in the center of the bead because they can eventually be converted to their oxide form by oxygen or other oxidants that may be present in either the water being treated or the regenerant brine. These oxides are more significant in volume than the metals and tend to become permanently wedged and trapped, especially at the center of the beads (see Image 1 on the next page).



1. Iron oxide fouling of resin center

Such fouling results in shorter service cycles, longer rinse times, and more wastewater to dispose of — all of which drive up the cost of production.

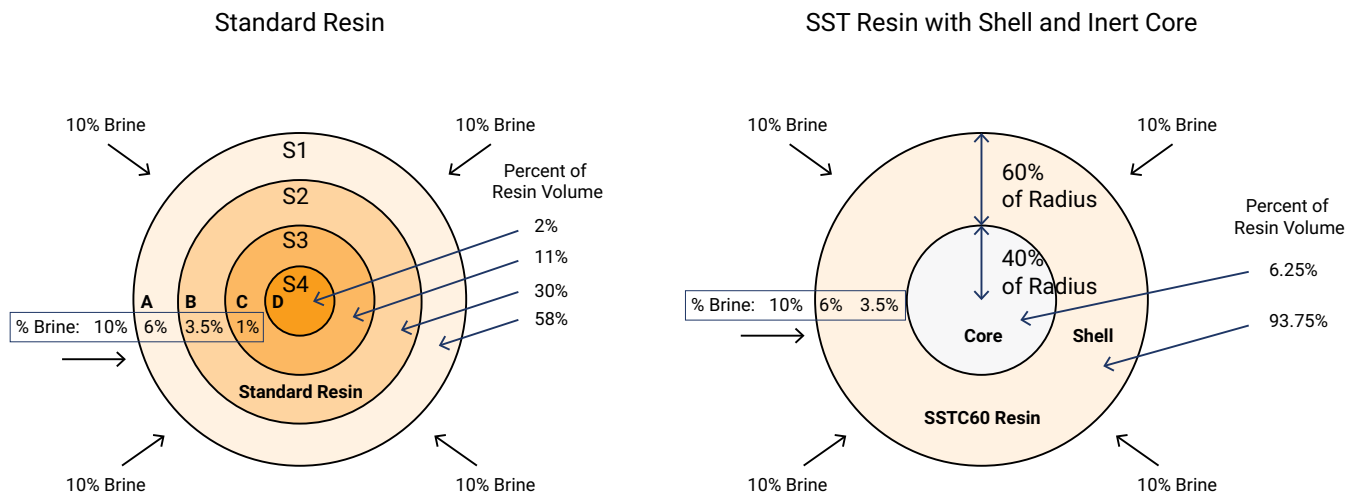
Care must be taken to prevent air from coming into direct contact with the water before the ion exchange process. Well water should be pumped directly through pressurized ion exchange units and not be passed through storage tanks where it can potentially absorb oxygen from the atmosphere. Even a leaky pipe joint on the suction side of the well pump can suck in enough oxygen to precipitate iron and manganese. In addition, the brine tank should be kept covered as much as possible to avoid introducing oxygen-containing brine that can oxidize the metals during the brining step.

Shallow Shell Technology has proven to reduce metal fouling of cation resin significantly. With standard resin beads, the ability of the regenerant to elute metals trapped at the center of the beads is severely compromised since regenerant concentration diminishes as it travels to the center of the bead. With time, the beads become increasingly metal-fouled, requiring increasing amounts of rinse water and time to adequately reduce metal leakage to specification levels for the treated water.

With the innovative SST resin bead, all ion exchange functional groups are located in the 'SHELL' area of the bead while the 'CORE' is inert and inactive (see Figure 2 below) with no ion exchange taking place – thus, no metal and metal oxide fouling can occur in the core. More regenerant is therefore available to elute cations from the outer shell of the bead, allowing for higher chemical conversion and regeneration of the ion exchange sites at any given regenerant level. With the SST bead, the diffusion path length is shorter, going from the outer periphery of the bead to the deepest part of the shell versus the longer path to the center of the standard bead. [Shallow Shell SSTC60](#) is one of several types of SST beads produced by Purolite, with a nominal 60% shell and 40% core. This means that the core volume is less than 7% of the total volume and results in no material loss in operating capacity vs. standard resin. Since diffusion is proportional to the radius of the bead, it also means that regenerant reaches the innermost part of the shell much faster than it takes to reach the center of the standard bead. Because there are no extra metals trapped at the center of the SST beads to be eluted, all of the regenerant is available to provide higher regeneration efficiency of the shell area. Therefore, rinse down of the resin is quicker, and leakage of metal cations is significantly reduced versus standard resin.

FIGURE 2

Comparing Standard Resin to SST Beads With a Shorter Diffusion Path



SST resins have been used successfully for several decades since their development early in the 1990s for softening applications and the removal of relatively high levels of iron and manganese. SST resins demonstrate high regeneration efficiency, even at relatively high influent iron and manganese levels. Table 1 below showcases three such SST examples of commercial installations in which iron and manganese are efficiently removed as part of the softening process.

TABLE 1 Efficient Removal of High Levels of Iron and Manganese with SST Resin

| Case | Inlet Hardness, ppm | Inlet Fe, ppm | Inlet Mn, ppm | Salt Dose at 15% conc'n, lb/ft ³ (g/L) | Fe leak, ppm | Mn leak, ppm |
|------|---------------------|---------------|---------------|---|--------------|--------------|
| 1 | 120 | 26 | 0.66 | 14 (225) | 0.05 | 0.02 |
| 2 | 140 | 9 | 0.4 | 8 (128) | 0.05 | 0.02 |
| 3 | 320 | 4.4 | 0.52 | 10 (160) | 0.05 | 0.02 |

In these cases, iron ranged from 4.4 to 26 ppm (mg/L) while manganese ranged from 0.4 to 0.66 ppm (mg/L). Salt regenerant dosage ranged from 8 to 14 lbs/ft³ of resin (128 to 224 g/L) and was generally applied at 15% concentration. All systems were regenerated in the co-flow mode. Iron and manganese leakage were consistently reduced to 0.05 ppm (mg/L) and 0.02 ppm (mg/L), respectively. In addition, in all cases, either a high grade of salt with a built-in resin cleaner was used, or a resin cleaner specific for iron fouling was used annually.

Removal of Other Bulky Cations

Barium, Strontium and Radium

In addition to iron and manganese, SST resins are ideal for removing bulkier high molecular weight cations like barium, strontium and radium from water since the same principles apply as bulky cations diffuse very slowly through the resin matrix and thus require much longer elution time for efficient removal. Barium, in particular, can form insoluble barium sulfate precipitate, which can accumulate in the matrix of the resin. The same applies to a lesser extent for strontium and radium. Such precipitates can be slowly re-dissolved if adequate contact is made with elevated levels of sodium chloride brine. The shorter diffusion path length of SST beads facilitates this by providing higher brine concentrations at the interface of the shell and core versus that present at the center of standard resin beads. Thus, it is easier to re-dissolve such precipitates.

Design Recommendations

The softening module of our “[Purolite Resin System Modeling Software \(PRSM™\)](#)” can be used to design a treatment system to remove hardness in conjunction with the bulky cations mentioned above.

It is recommended to use a hardness breakpoint to determine the length of the operating cycle. When using counter-flow regeneration, the salt dosage should range from 160 to 192 g/L (10 to 12 lbs/ft³), while with co-flow designed systems, the dosage should range from 192 to 240 g/L (12 to 15 lbs/ft³). A minimum brining time of 60 minutes is recommended. Please contact your Purolite representative for additional help.

Acknowledgment

Thank you to Craig Winter, President, Advanced Quality Water Solutions, who supplied much of the information on the case studies for iron and manganese removal found in Table 1.

[illegible]

This image shows a full page of a document template designed for handwritten notes or essays. It features approximately 28 evenly spaced horizontal grey lines across its entire width. The margins are consistent on all sides, providing ample space for writing. There are no pre-printed headers, footers, or other markings on the page.



Purolite®
An Ecolab Company

Algeria
Australia
Bahrain
Brazil
Canada
China
Czech Republic
France
Germany

India
Indonesia
Israel
Italy
Japan
Jordan
Kazakhstan
Korea
Malaysia

Mexico
Morocco
New Zealand
Poland
Romania
Russia
Singapore
Slovak Republic
South Africa

Spain
Taiwan
Tunisia
Türkiye
UK
Ukraine
USA
Uzbekistan



Americas

Purolite
2201 Renaissance Blvd.
King of Prussia, PA 19406
T +1 800 343 1500
T +1 610 668 9090
F +1 800 260 1065
americas@purolite.com

EMEA

Purolite Ltd.
Unit D
Llantrisant Business Park
Llantrisant, Wales, UK
CF72 8LF
T +44 1443 229334
F +44 1443 227073
emea@purolite.com

FSU

Purolite Ltd.
Office 6-1
36 Lyusinovskaya Str.
Moscow, Russia
115093
T +7 495 363 5056
F +7 495 564 8121
fsu@purolite.com

Asia Pacific

Purolite China Co. Ltd.
Room 707, C Section
Huanglong Century Plaza
No.3 Hangda Road
Hangzhou, Zhejiang, China 310007
T +86 571 876 31382
F +86 571 876 31385
asiapacific@purolite.com

Purolite, a leading manufacturer of quality ion exchange, catalyst, adsorbent and specialty high-performance resins, focuses 100% of its resources on the development and production of resin technology.

We're ready to solve your process challenges. For further information on Purolite products and services, visit www.purolite.com or contact your nearest Technical Sales Office.



www.purolite.com

©2022 Purolite
All rights reserved.
P-000019-NPOLD-1222-R4-ENG-PCO

The statements, technical information and recommendations contained herein are believed to be accurate as of the date hereof. Since the conditions and methods of use of the product and of the information referred to herein are beyond our control, Purolite expressly disclaims any and all liability as to any results obtained or arising from any use of the product or reliance on such information; NO WARRANTY OF FITNESS FOR ANY PARTICULAR PURPOSE, WARRANTY OF MERCHANTABILITY OR ANY OTHER WARRANTY, EXPRESSED OR IMPLIED, IS MADE CONCERNING THE GOODS DESCRIBED OR THE INFORMATION PROVIDED HEREIN. The information provided herein relates only to the specific product designated and may not be applicable when such product is used in combination with other materials or in any process. Nothing contained herein constitutes a license to practice under any patent and it should not be construed as an inducement to infringe any patent and the user is advised to take appropriate steps to be sure that any proposed use of the product will not result in patent infringement.